



Leicester Cathedral &
Leicester Cathedral Charitable Trust

SUMMARY FINANCIAL INFORMATION
for the year ended 31 December 2016

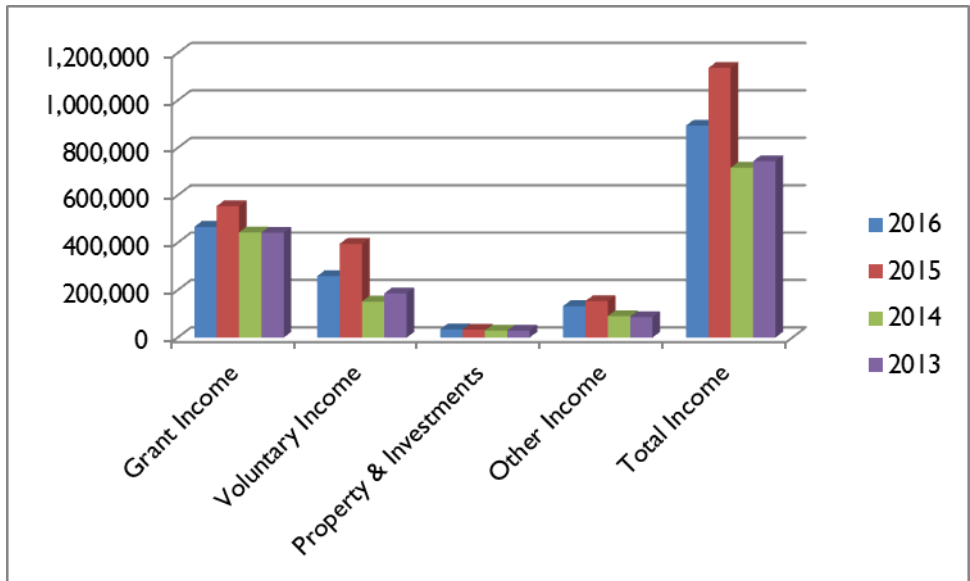


The full audited Consolidated Report and Accounts for the Cathedral and the Charitable Trust are available as are the audited Report and Accounts for the Charitable Trust. However, they are quite detailed and Chapter decided it would be helpful to produce a summary set of accounts to assist in the interpretation of the information.

The information relating to the re-ordering, the re-interment of King Richard III and Leicester Cathedral Revealed has been shown separately for ease of understanding.

	2016	2015	2014	2013
Operational Income and Expenditure				
Income				
Grant income – Church Commissioners	328,735	326,460	323,209	321,319
Grant Income – Other	138,493	228,182	120,637	120,780
Collections at Services	116,793	118,993	111,884	98,097
Donations & Legacies	133,330	265,285	22,825	51,952
Income from Appeals & Fundraising	9,420	11,189	17,168	36,539
Income from Property & Investments	34,598	33,067	30,035	28,868
Other Income	132,929	153,916	90,667	86,785
	894,298	1,137,092	716,425	744,340
Expenditure				
Ministry & Worship	422,418	416,745	368,564	355,596
Cathedral & Precincts upkeep	245,406	342,013	160,356	132,028
Education, Outreach & Community	94,277	94,822	78,160	58,348
Cost of Generating Funds	101,368	110,976	84,944	82,702
Governance	0	0	0	30,952
	863,469	964,556	692,024	659,626
Surplus on operating the Cathedral on a day by day basis	30,829	172,536	24,401	84,714
Costs incurred on re-ordering, the re-interment of Richard III & Leicester Cathedral Revealed				
Income received	611,916	978,136	1,097,714	324,956
Less expenditure incurred	435,087	827,331	1,152,845	269,120
Net	176,829	150,805	(55,131)	55,836
Realised gains/(losses) on sales				
Investments	0	0	169	41
Property	0	0	(50,445)	91,738
Unrealised gains/(losses) on revaluation				
Investments	45,294	22,815	38,461	43,127
Property	0	0	0	167,897
Increase/(Decrease) in Funds for the Year	252,952	346,156	(42,545)	443,353

Operational Income



Operational Income is down compared to 2015 (almost £243,000) made up in part from:

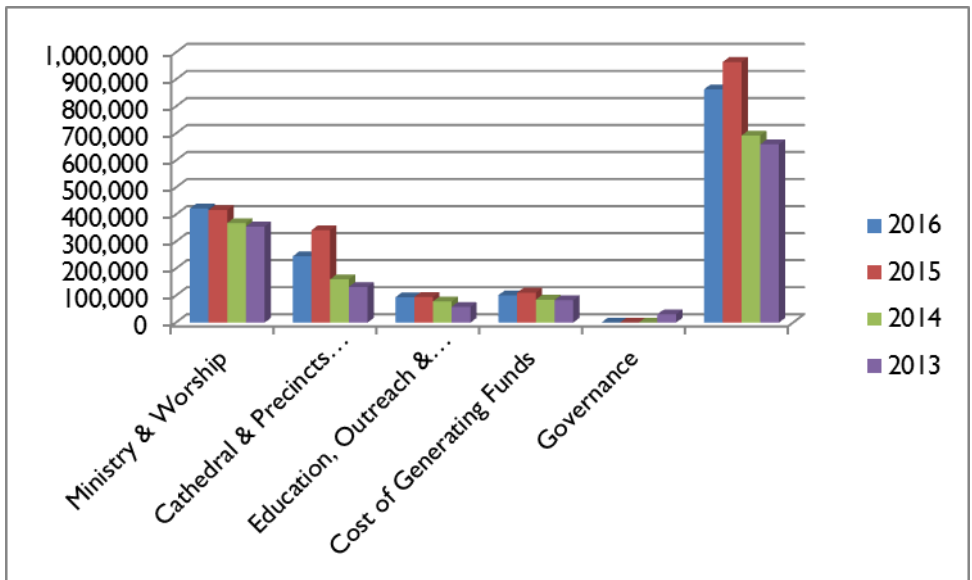
- Donations boxes and candles £108,239 (in 2015 £141,570) a decrease of £33,331
- One off donations had been significant in 2015 (£113,430) and were only £23,546 in 2016 a drop of almost £90,000
- In 2015 the Cathedral had received a Church Care Grant of over £100,000 for the WWI building works
- A drop in income related to the shop of £22,463
- An further increase in Cathedral Tours of £4,000 and sales from the Guide Booklets of £8,400
- An increase in Educational visits £2,500

The Cathedral also again received a grant from the Edith Murphy Foundation of £25,000 along with a slightly increased grant from AllChurches Trust for £21,526. The Friends of Leicester Cathedral also gave a number of grants totalling just over £10,000.



Close up of 'the road to Emmaus' from the new Tom Denny windows.

Operational Expenditure decreased in 2016



The main decreases in Expenditure, nearly £100,000, is made up significantly by the fact that the building work expenditure related to the World War I grant was finished and the contribution to Cathedral Gardens dropped by £30,000.

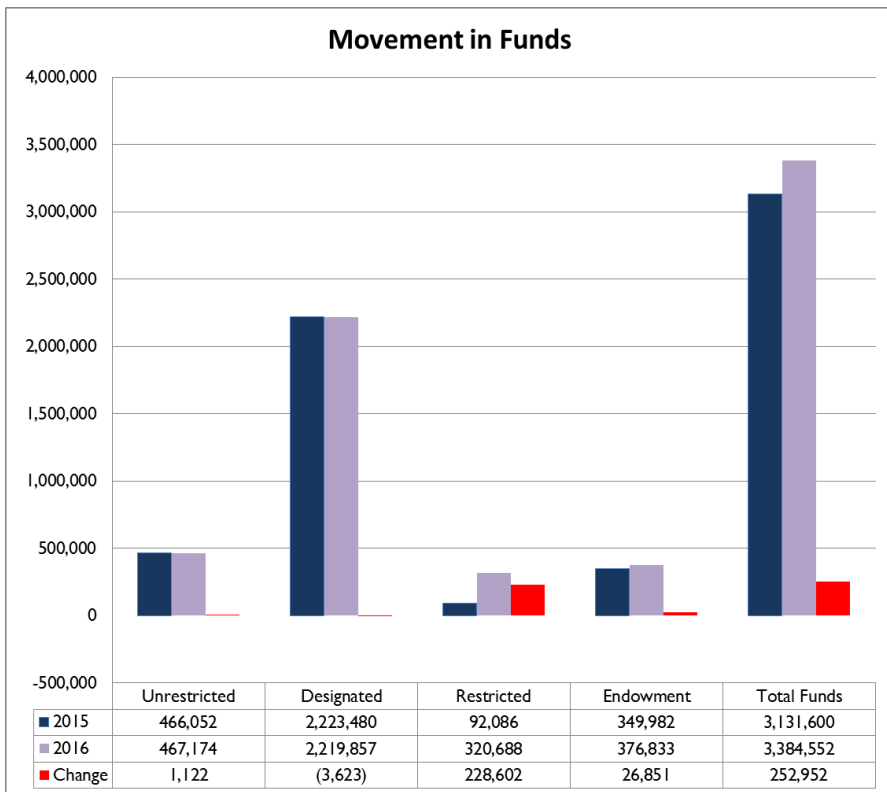
However staffing costs are £50,000 more than 2015 as the new recruited at the end of 2015 and early 2016 have been in place for a full year.

Balance Sheet

	2016	2015	2014	2013
Fixed Assets				
Investments	729,434	684,140	661,325	576,121
Property	1,730,511	1,730,718	1,734,745	1,321,772
Fixtures & Fittings	6,366	8,488	10,611	0
Total Fixed Assets	2,466,311	2,423,346	2,406,681	1,897,893
Current Assets				
Stocks	0	0	4,068	5,810
Debtors	549,415	604,633	436,362	358,855
Short term deposits	38,390	106,350	259,893	771,586
Cash at bank and in hand	466,937	164,761	278,695	3,922
Total Current Assets	1,054,742	875,744	979,018	1,140,173
Liabilities due within one year				
Creditors	136,501	167,490	600,255	210,077
Total Current Liabilities	136,501	167,490	600,255	210,077
Net current assets	918,241	708,254	378,763	930,096
Total assets less current liabilities	3,384,552	3,131,600	2,785,444	2,827,989
NET ASSETS	3,384,552	3,131,600	2,785,444	2,827,989
Unrestricted Funds	467,174	466,052	152,123	315,438
Designated Funds	2,219,857	2,223,480	2,119,528	2,044,124
Restricted Funds	320,688	92,086	173,714	147,402
Endowment Funds	376,833	349,982	340,079	321,025
TOTAL FUNDS	3,384,552	3,131,600	2,785,444	2,827,989



Bishop Martyn and the Revd Sunny George at the Ordination of Priests 2016



The overall Group funds carried forward have increased in 2016 by £252,952. This is made up of:


The Unrestricted and Designated funds have changed little during the year.

The increase in Restricted funds £228,602 is mainly made up of the residue of a gift to the Trust to enable work on the Leicester Cathedral Revealed Project to be undertaken.

The increase in endowment funds £26,851 is made up an increase in the value of the funds held.



The big dance 2016



Michael Morpugo- Fox and the Ghost King book launch.



A moment of relaxation....